

 **optimed GmbH** · Postfach 100 665 · 76260 Ettlingen · Germany








Dear patient,

You have received an implant from **optimed**. Please read this patient information carefully since it contains important information about the implant.

Your doctor has given you an **International Implant Card**. First of all, we would like to explain the symbols used on this card to you:



#### List of symbols recommended for use on the International Implant Card:

-  Patient Name or Patient ID
-  Date of implantation
-  Name and Address of the implanting healthcare institution/ provider
-  Device Name (The doctor has to peel the identification label from the product and place it to the corresponding field on the PIC.)
-  Magnetic resonance
-  Information website for patients
-  Name and Address of the manufacturer

#### Regular Follow-Up Visits

It's important to go to all follow-up appointments with your healthcare team, even if you're feeling well. During these visits, your doctor will monitor your progress, evaluate your medications, check the status of your disease and determine how the stent is working for you.

#### Stent Implant Card

Whether you're running a quick errand or going on vacation, it's important to carry your stent implant card with you at all times. If you receive dental or medical care or report to an emergency room, show your stent implant card. You will be given an implant card at the time of your procedure. Your implant card contains your name, your doctor's name and phone number, and information about your implanted stent(s).

The implant may have an impact on medical investigations, especially on magnetic resonance imaging (MRI). Your stent is one of the items that may create a health hazard or other problem during an MRI examination. Therefore, you need to present your implant card to the MRI technologist or radiologist, that he can find, via the QR code or web address, this website. In some unusual cases the examination may be cancelled because of concern related to a particular implant or device.

**optimed**

Medizinische Instrumente GmbH  
Ferdinand-Porsche Strasse 11  
76275 Ettlingen · Germany

Tel. +49 (0) 7243 / 7633-0

Fax +49 (0) 7243 / 7633-624  
info@optimed.com  
www.optimed.com

Geschäftsführer  
Jürgen Kiesel  
HRB 361913 AG Mannheim

HypoVereinsbank AG Karlsruhe  
BIC HYVEDEMM475  
IBAN DE53 660202860002330628

Volksbank Ettlingn eG  
BIC GENODE61ETT  
IBAN DE96 66091200000884405

 **optimed** GmbH · Postfach 100 665 · 76260 Ettlingen · Germany

Below we have summarized for each stent some information regarding MRI Compatibility, Possible Complications, Intended Use and some additional important information.

If you have questions or need further information on the optimized stents, please contact our Customer Service department in Germany by phone toll-free at 0800-7628000 (for calls within Germany) or send an email to [info@optimed.com](mailto:info@optimed.com). For calls from abroad, you can reach us by phone at +49 7243 7633-0.

Please choose from the list below the stent implanted into your body. You can find the name of your stent on the label on the inside of the implant card.

We wish you good health!

Your optimized team

### sinus-SuperFlex-535

#### MR Compatibility:

The implant/device was determined to be MR-conditional according to the terminology specified in the American Society for Testing and Materials (ASTM) International, Designation: F2503-13. Standard Practice for Marking Medical Devices and Other Items for Safety in the Magnetic Resonance Environment.

#### MRI-Related Displacement Force and Torque

A scientific investigation (1) demonstrated that implant/device made out of nitinol are MR Conditional. A patient with this implant/device can be scanned safely immediately after placement under the following conditions:

- Static magnetic field of 1.5-Tesla or less

#### MRI-Related Heating

A scientific investigation (1) demonstrated that implant/device made out of nitinol are MR Conditional. A patient with this implant/device can be scanned under the following conditions:

- Static magnetic field of 1.5-Tesla or less

#### MRI-Related Artifacts

MR image quality may be compromised if the area of interest is in the exact same area or relatively close to the position of the implant/ device. Therefore, optimization of MR imaging parameters to compensate for the presence of this implant/device may be necessary.

(1) Sawyer-Glover AM, Shellock FG, "Pre-MRI Procedure Screening: Recommendations and Safety Considerations for Biomechanical Implants and Devices, Journal of Magnetic Resonance Imaging, 2000"

#### kind of patient on whom the device is intended to be used:

Adults (fully grown)

#### intended performance of the device:

The sinus-SuperFlex-535 Stent System is used to introduce a self-expanding nitinol stent into the arterial vascular system of the pelvis/lower extremities using the application device. The stent itself has the purpose of increasing the lumen diameter of the target vessel and improving blood flow.

possible complications:

Only doctors familiar with the possible complications may apply this product. Complications may occur at any time during or following the procedure. Possible complications include:

- Malimplantation of the stent
- Insufficient anchorage / Dislocation due to insufficient stent diameter
- Lesions / Perforation of vascular wall
- Stent fracture
- Subsequent restenosis
- Bleeding and haematoma in puncture area
- Acute thrombosis of stent or treated vascular section in the event of lack of perfusion (e.g. arterial spasms or other blockages) of the passage
- vessels and insufficient anticoagulation
- Peripheral embolisation
- Stent migration
- Allergic reaction to contrast medium
- Development of fistulas and aneurysms
- Haemorrhagia
- Blood pressure dysregulation
- Breathing difficulties up to apnoea
- Infection / Sepsis
- Death

the expected device lifetime:

The product is an implant that normally remains in the body for life.

the materials and substances included in the device:

Stent: Nitinol/Tantal

Introducer sheath: Pebax

a notice that any serious incident that occurs in relation to the device should be reported to the manufacturer and to the TGA:

Any serious incident that occurs in relation to the device should be reported to the manufacturer and to the TGA.

the address of the Therapeutic Goods Administration's website:

<https://www.tga.gov.au>

*last update: 24th November 2021, revision 1*