

 **optimed** GmbH · Postfach 100 665 · 76260 Ettlingen · Germany








Dear patient,

You have received an implant from optimized. Please read this patient information carefully since it contains important information about the implant.

Your doctor has given you an **International Implant Card**. First of all, we would like to explain the symbols used on this card to you:



List of symbols recommended for use on the International Implant Card:

-  Patient Name or Patient ID
-  Date of implantation
-  Name and Address of the implanting healthcare institution/ provider
-  Device Name (The doctor has to peel the identification label from the product and place it to the corresponding field on the PIC.)
-  Magnetic resonance
-  Information website for patients
-  Name and Address of the manufacturer

Regular Follow-Up Visits

It's important to go to all follow-up appointments with your healthcare team, even if you're feeling well. During these visits, your doctor will monitor your progress, evaluate your medications, check the status of your disease and determine how the stent is working for you.

Stent Implant Card

Whether you're running a quick errand or going on vacation, it's important to carry your stent implant card with you at all times. If you receive dental or medical care or report to an emergency room, show your stent implant card. You will be given an implant card at the time of your procedure. Your implant card contains your name, your doctor's name and phone number, and information about your implanted stent(s).

The implant may have an impact on medical investigations, especially on magnetic resonance imaging (MRI). Your stent is one of the items that may create a health hazard or other problem during an MRI examination. Therefore, you need to present your implant card to the MRI technologist or radiologist, that he can find, via the QR code or web address, this website. In some unusual cases the examination may be cancelled because of concern related to a particular implant or device.

optimed

Medizinische Instrumente GmbH
Ferdinand-Porsche Strasse 11
76275 Ettlingen · Germany

Tel. +49 (0) 7243 / 7633-0

Fax +49 (0) 7243 / 7633-624
info@optimed.com
www.optimed.com

Geschäftsführer
Jürgen Kiesel
HRB 361913 AG Mannheim

HypoVereinsbank AG Karlsruhe
BIC HYVEDEMM475
IBAN DE53 660202860002330628

Volksbank Ettlingn eG
BIC GENODE61ETT
IBAN DE96 66091200000884405

Below we have summarized for each stent some information regarding MRI Compatibility, Possible Complications, Intended Use and some additional important information.

If you have questions or need further information on the optimed stents, please contact our Customer Service department in Germany by phone toll-free at 0800-7628000 (for calls within Germany) or send an email to info@optimed.com. For calls from abroad, you can reach us by phone at +49 7243 7633-0.

Please choose from the list below the stent implanted into your body. You can find the name of your stent on the label on the inside of the implant card.

We wish you good health!

Your optimed team

sinus-Reduction

MR Compatibility:

No data available

kind of patient on whom the device is intended to be used:

Adults (fully grown)

intended performance of the device:

The sinus-Reduction Stent System is used to introduce a self-expanding nitinol stent into the central vascular system using the application device. The stent itself has the purpose of decreasing the lumen diameter of the target vessel and reducing blood flow after TIPS stent insertion.

possible complications:

Only doctors familiar with the possible complications may apply this product. Complications may occur at any time during or following the procedure. Possible complications include:

- Malimplantation of the stent
- Lesions of vascular wall
- Inadequate anchorage / dislocation due to incorrect diameter of the ReductionStent
- Recurrent haemorrhage (primarily oesophageal varices) from excessive reduction of TIPS shunt diameter
- Recurrent symptoms of portal hypertension and / or deterioration of liver function from excessive reduction of TIPS shunt diameter
- Haemodynamic complications (e.g. thrombosis of tract, possible detachment of thrombus resulting in pulmonary artery embolism)
- Stent obstruction
- Stent fracture
- Infection
- Death

the expected device lifetime:

The product is an implant that normally remains in the body for life.

the materials and substances included in the device:

Stent: Nitinol/Tantal

Introducer sheath: Pebax

 **optimed** GmbH · Postfach 100 665 · 76260 Ettlingen · Germany

a notice that any serious incident that occurs in relation to the device should be reported to the manufacturer and to the TGA;

Any serious incident that occurs in relation to the device should be reported to the manufacturer and to the TGA.

the address of the Therapeutic Goods Administration's website:
<https://www.tga.gov.au>

last update: 24th November 2021, revision 1